















Word Description Symbol Group - Movement Description		SSS 1999 Symbol - Variation - Fill - Rotation	SSS 1995 Symbol - Fill - Rotation
1	* Touch Contact Touch Once	108 1 1 1	087 0 0
2	** Touch-Touch Contact Touch Twice	108 2 1 1	087 0 1 under Rotation
3	+ Grasp Contact Grasp Once	109 1 1 1	088 0 0
4	++ Grasp-Grasp Contact Grasp Twice	109 2 1 1	088 0 1 under Rotation
5	* Between Contact Between Once	110 1 1 1	089 0 0
6	** * Between-Between Contact Between Twice	110 2 1 1	089 0 1 under Rotation
7	# Strike Contact Strike Once	111 1 1 1	090 0 0
8	## Strike-Strike Contact Strike Twice	111 2 1 1	090 0 1 under Rotation
9	⊕ Brush Contact Move Off Surface	112 1 1 1	091 0 0
10	⊕⊕ Brush-Brush Contact Move Off Surface Twice	112 2 1 1	091 0 1 under Rotation

Word Description		SSS 1999	SSS 1995
Symbol Group - Movement Description		Symbol - Variation - Fill - Rotation	Symbol - Fill - Rotation
11	 Rub Contact Move Staying On Surface	<div>113</div> <div>1</div> <div>1</div> <div>1</div>	<div>092</div> <div>0</div> <div>0</div>
12	 Rub-Rub Contact Move Staying On Surface Twice	<div>113</div> <div>2</div> <div>1</div> <div>1</div>	<div>092</div> <div>0</div> <div>1</div> <div>under Rotation</div>
13	 Middle-Joint-Close Finger Movement Middle-Joint Bends Down	<div>114</div> <div>1</div> <div>1</div> <div>1</div>	<div>093</div> <div>0</div> <div>0</div>
14	 Middle-Joint-Close-Close Finger Movement Middle-Joint Bends Down Twice	<div>114</div> <div>2</div> <div>1</div> <div>1</div>	<div>093</div> <div>0</div> <div>1</div> <div>under Rotation</div>
15	 Middle-Joint-Opens Finger Movement Middle-Joint Straightens From Bend	<div>115</div> <div>1</div> <div>1</div> <div>1</div>	<div>094</div> <div>0</div> <div>0</div>
16	 Middle-Joint-Opens-Opens Finger Movement Middle-Joint Straightens Twice	<div>115</div> <div>2</div> <div>1</div> <div>1</div>	<div>094</div> <div>0</div> <div>1</div> <div>under Rotation</div>
17	 Hinge-Open Finger Movement Knuckle Joint Opens Other Joints Locked	<div>116</div> <div>1</div> <div>1</div> <div>1</div>	<div>095</div> <div>0</div> <div>0</div>
18	 Hinge-Open-Open Finger Movement Knuckle Joint Opens Twice Other Joints Locked	<div>116</div> <div>2</div> <div>1</div> <div>1</div>	<div>095</div> <div>1</div> <div>0</div> <div>under Fill</div>
19	 Hinge-Open-3 Finger Movement Knuckle Joint Opens Three Times Other Joints Locked	<div>116</div> <div>3</div> <div>1</div> <div>1</div>	<div>095</div> <div>2</div> <div>0</div> <div>under Fill</div>
20	 Hinge-Open-4 Finger Movement Knuckle Joint Opens Four Times Other Joints Locked	<div>116</div> <div>4</div> <div>1</div> <div>1</div>	<div>095</div> <div>3</div> <div>0</div> <div>under Fill</div>

Word Description		SSS 1999				SSS 1995		
Symbol Group - Movement Description		Symbol - Variation - Fill - Rotation				Symbol - Fill - Rotation		
21	 <p>Trill Finger Movement Knuckle Joints Open In Succession One Finger At A Time</p>	117	1	1	1	096	0	0
22	 <p>Trill-Trill Finger Movement Knuckle Joints Open & Close In Succession, One Finger At A Time</p>	117	2	1	1	096	1	0
							under Fill	
23	 <p>Tremble Finger Movement Multiple Knuckle Movement, Joints Open & Close Many Times</p>	117	3	1	1	096	2	0
							under Fill	
24	 <p>Tremble-Tremble Finger Movement Multiple Knuckle Movement, Joints Open & Close Many Times</p>	117	4	1	1	096	3	0
							under Fill	